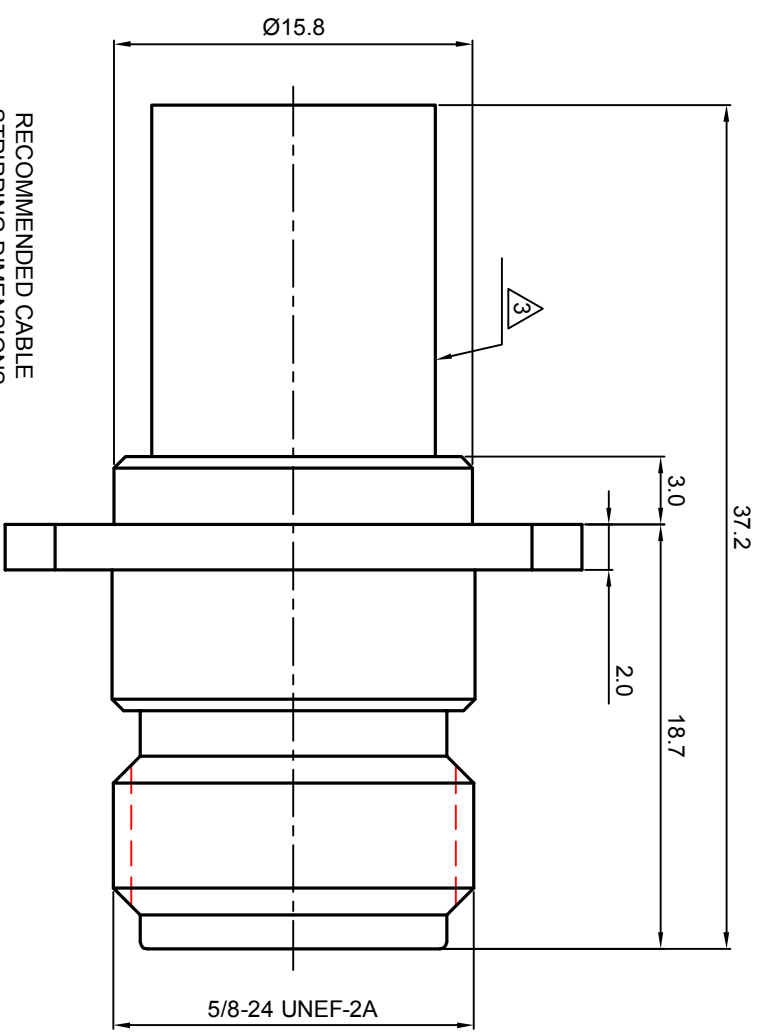
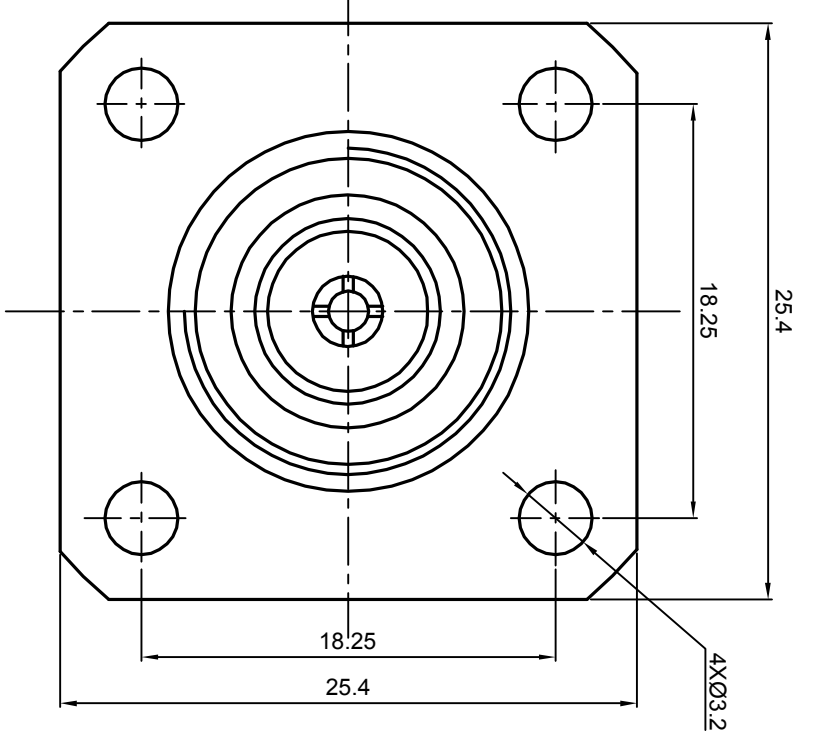
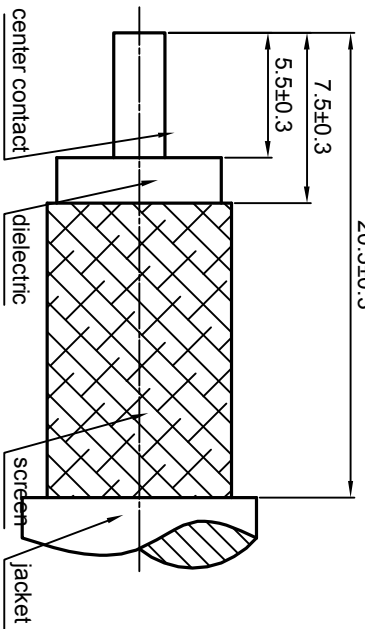


NOTES: (UNLESS OTHERWISE SPECIFIED)

- 1. The interface comply with IEC169-16
- 2. Part must be packaged to avoid any damaged during transportation
- 3. After crimping dimension should be AF/SW 10.9.



RECOMMENDED CABLE STRIPPING DIMENSIONS
20.5±0.3



REV.	DESCRIPTION	APPROVED	DATE	EON

MATERIAL		SEE BOM FOR DETAILS		TOLERANCES		THIRD ANGLE PROJECTION		TITLE	
FINISH		SEE BOM FOR DETAILS		Opface X ±1 1place X ±0.1 2place XX ±0.05 Angle ±5°		GENERAL ECCENTRICITY <input checked="" type="checkbox"/> 0.06		N, JACK, CABLE MOUNT	
Plating part to be touched by gloves		Remove burrs and sharp edges		-0.2 +0.2		DRAWN BY Danny.D 22OCT07		DWG NO. 5221.N.JSC.11.133	
Dimension apply before plating		APPROVED BY		DATE		CHECKED BY		REV.	
XXX - measuring point for plating		APPROVED BY		DATE		CHECKED BY		S1	
SURFACE		VOLUME		NOTICE: Those drawings and specifications are the property of ZEETEQ CORPORATION and used only for the specify purpose authorised by ZEETEQ		SCALE 3:1		DO NOT SCALE DRAWING	
								SIZE A4	
								SHEET 1 of 1	

