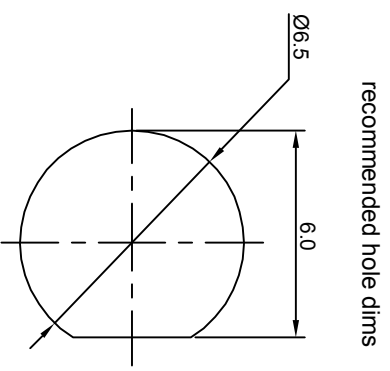
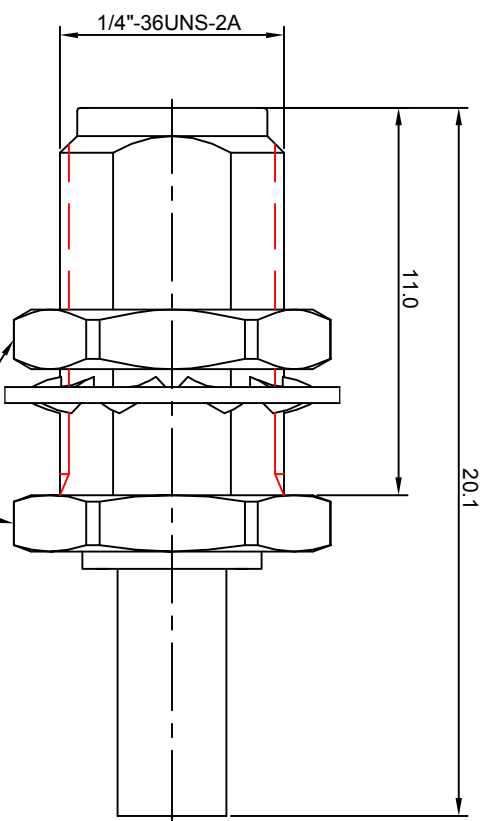
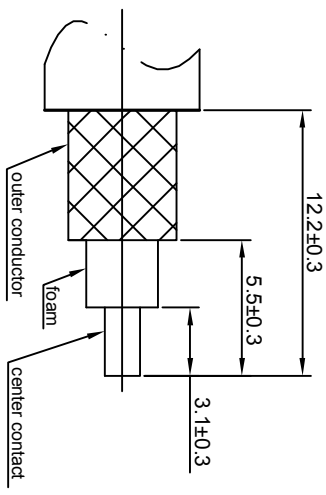


NOTES: (UNLESS OTHERWISE SPECIFIED)

1. Interface comply with IEC 169-15.
2. Part must be packaged to avoid any damages during transportation.
3. After crimping dimension should be AF/SW 2.67.



recommended cable stripping dims



REV.	DESCRIPTION	APPROVED	DATE	ECN
A	Rel to production	Johnny	22Nov07	

MATERIAL SEE BOM		THIRD ANGLE PROJECTION		TITLE Zee-teq	
FINISH SEE BOM		GENERAL ECCENTRICITY $\sqrt{0.06}$		DWG NO. 5024.SMA.JSC.05.111	
Plating part to be touched by gloves		TOLERANCES		SCALE 5:1	
Dimension apply before plating		Oplate X ±1		DO NOT SCALE DRAWING	
XXX - measuring point for plating		1place X ±0.1		SIZE A4	
SURFACE		Angle ±5°		SHEET 1 of 1	
VOLUME		Remove burrs and sharp edges		REV. A	
NOTICE: Those drawings and specifications are the property of ZEE-TEQ CORPORATION and used only for the specify purpose authorised by ZEE-TEQ		DRAWN BY Joy Zhou 23Oct07		REV.	
		CHECKED BY Billy Lei 22Nov07			
		APPROVED BY Johnny 22Nov07			

