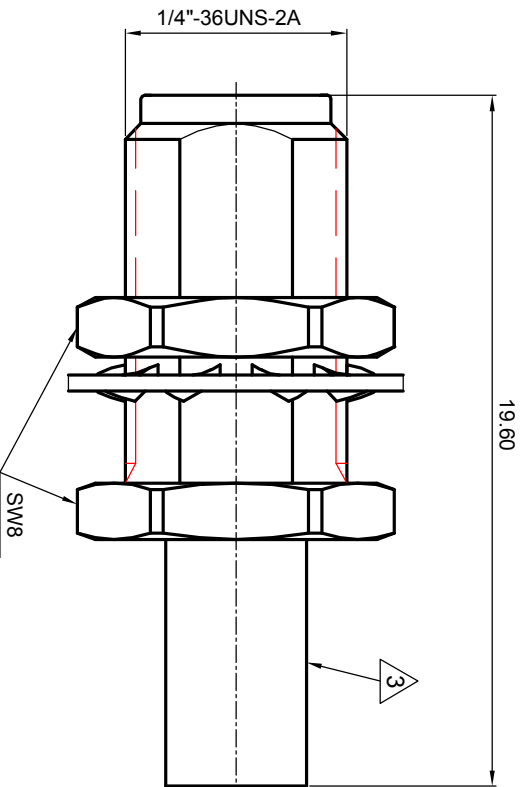
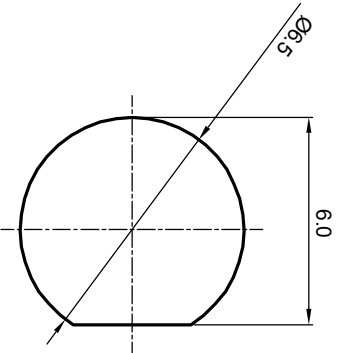
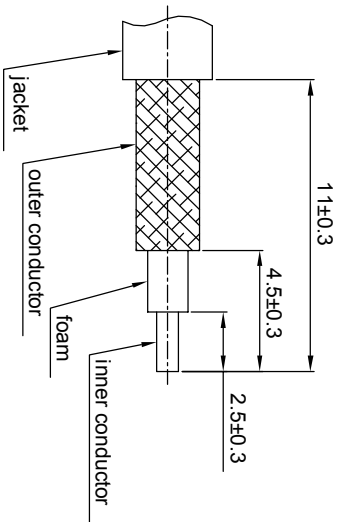


NOTES: (UNLESS OTHERWISE SPECIFIED)

1. Interface comply with IEC 169-15.
2. Part must be packaged to avoid any damages during transportation.
3. After crimping dimension should be AF/SW 3.25.



recommended cable stripping dims



REV.	DESCRIPTION	APPROVED	DATE	ECN
A	Rel to production	Johnny	22Nov07	

MATERIAL		TOLERANCES		THIRD ANGLE PROJECTION		TITLE	
SEE BOM		Optical X ±1 1place X ±0.1 2place .XX ±0.05 Angle ±5°					
FINISH		Remove burrs and sharp edges		GENERAL ECCENTRICITY $\sqrt{0.06}$		DWG NO.	
SEE BOM				DRAWN BY		5026.SMA.JSC.07.111	
Plating part to be touched by gloves		XXX - measuring point for plating		NAME		REV.	
Dimension apply before plating		APPROVED BY		Joy Zhou		A	
SURFACE		VOLUME		CHECKED BY		SCALE	
				Billy Lei		8:1	
				Johnny		DO NOT SCALE DRAWING	
				22Nov07		SIZE	
				22Nov07		A4	
				22Nov07		SHEET	
						1 of 1	

1.6