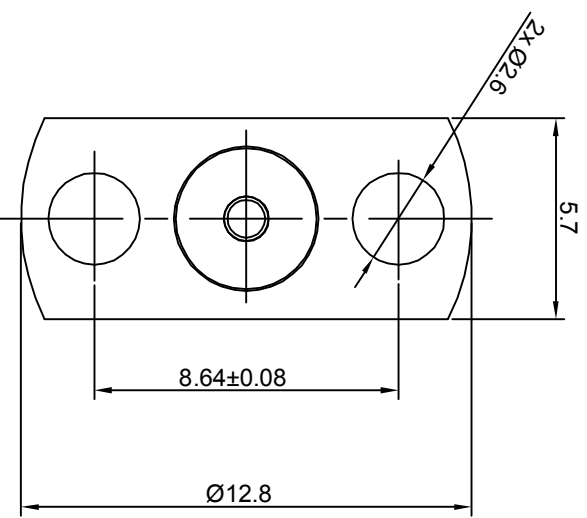
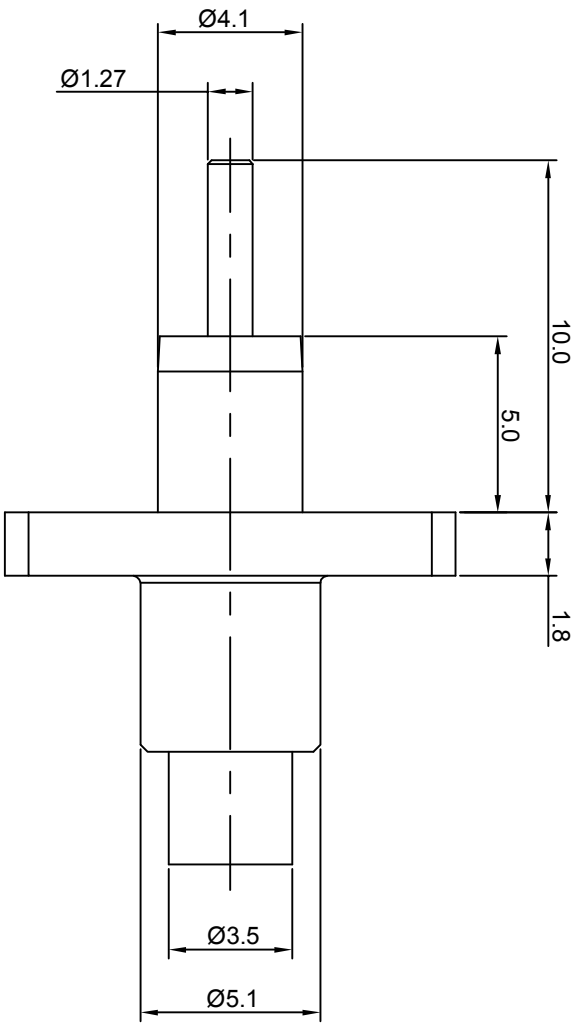
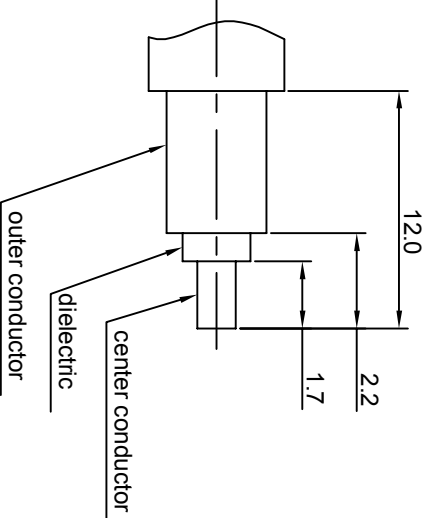


NOTES: (UNLESS OTHERWISE SPECIFIED)
 1. PART MUST BE PACKAGED TO AVOID ANY DAMAGES DURING TRANSPORTATION.



recommended cable stripping dimensions



REV.	DESCRIPTION	APPROVED	DATE	ECN
A	Rel to production	Johnny	11Sep07	
B	Stripping dim: 1.9 to 1.7.	Joy Zhou	29Sep07	ECN_07_004

MATERIAL SEE BOM FOR DETAILS		THIRD ANGLE PROJECTION		TITLE Zee-teq	
FINISH SEE BOM FOR DETAILS		TOLERANCES Oplace X ±1 1place X ±0.1 2place .XX ±0.05 Angle ±5°		DRAWN BY Joy Zhou 02Aug07	
SEE BOM FOR DETAILS		Remove burrs and sharp edges		CHECKED BY Collin Dai 03Aug07	
Plating part to be touched by gloves		GENERAL ECCENTRICITY <input checked="" type="checkbox"/> 0.06		APPROVED BY Johnny 03Aug07	
Dimension apply before plating		NAME		DATE	
XXX - measuring point for plating		DATE		DWG NO.	
SURFACE		DATE		6014.TMN.OSC.02.110	
VOLUME		DATE		REV.	
NOTICE: Those drawings and specifications are the property of ZEE-TEQ CORPORATION and used only for the specific purpose authorised by ZEE-TEQ		SCALE		SHEET	
		5:1		1 of 1	
		DO NOT SCALE DRAWING		A4	

